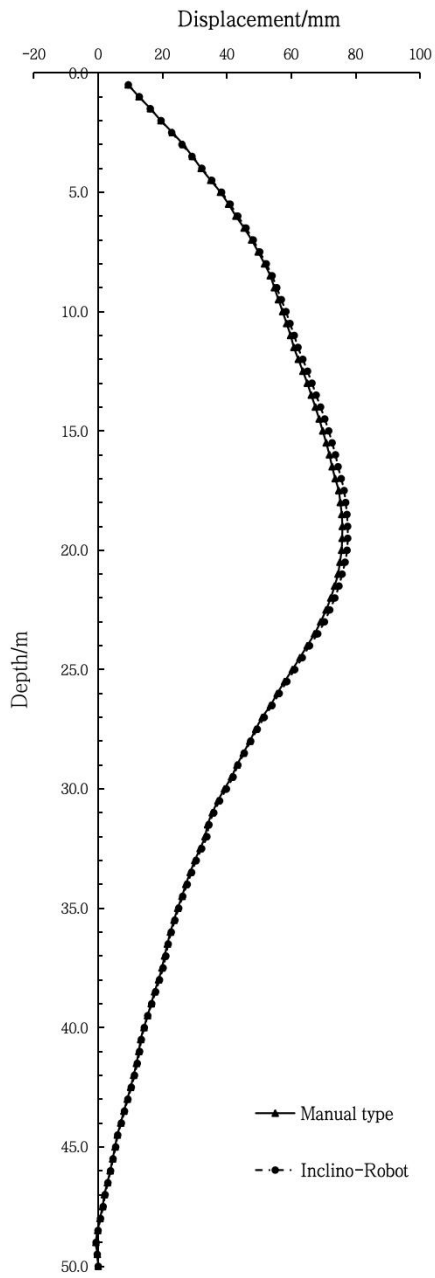
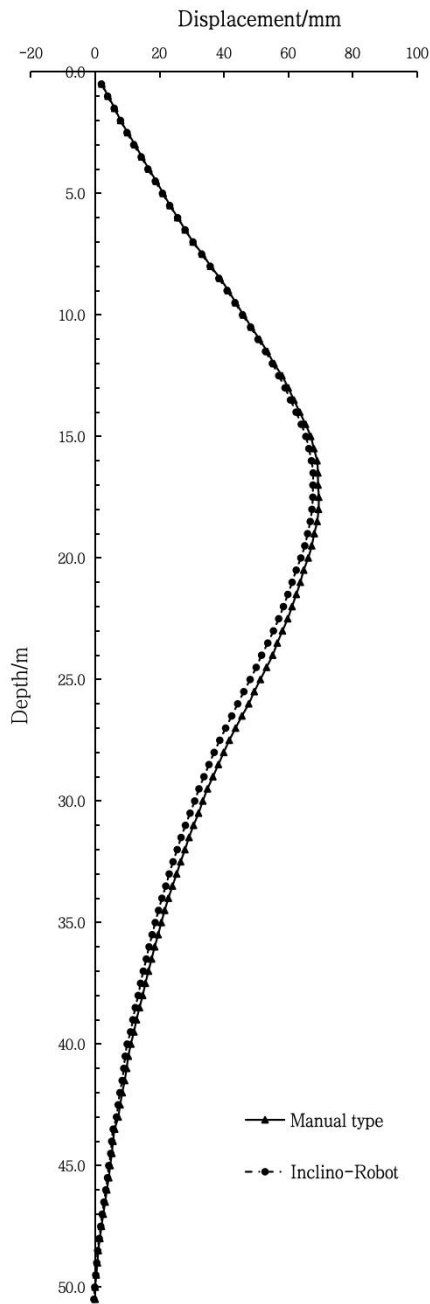


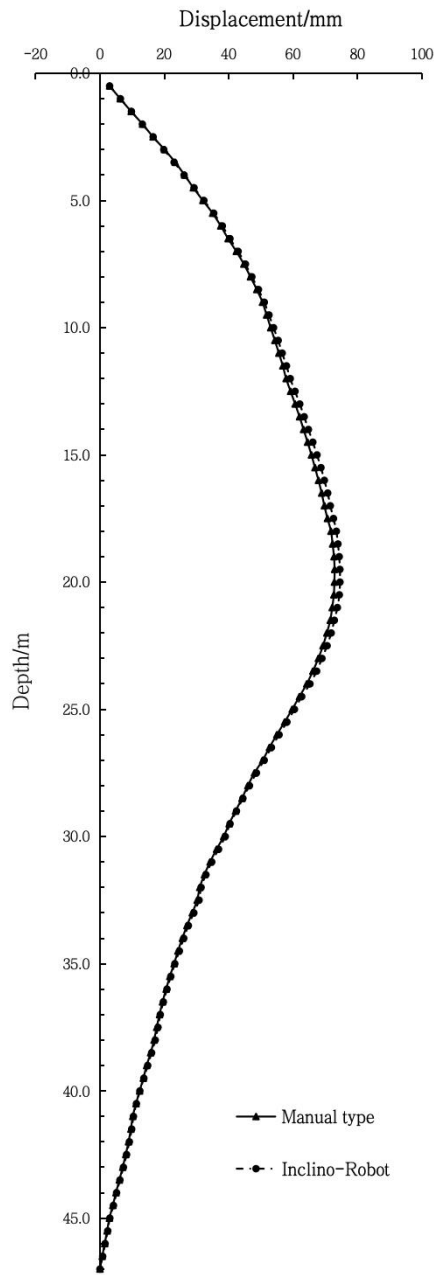
CX1			
Depth	Inclino-Robot	Manual type	Difference
0.5	9.4	9.3	-0.1
1.0	12.8	12.7	-0.1
1.5	16.2	16.2	0.1
2.0	19.5	19.5	0.0
2.5	22.8	23.0	0.2
3.0	26.0	26.4	0.4
3.5	29.1	29.3	0.2
4.0	32.2	32.0	-0.2
4.5	35.3	35.0	-0.3
5.0	38.3	38.0	-0.4
5.5	41.0	40.5	-0.5
6.0	43.4	42.8	-0.6
6.5	45.9	45.3	-0.6
7.0	48.2	47.7	-0.5
7.5	50.2	49.7	-0.5
8.0	52.2	51.7	-0.5
8.5	54.0	53.5	-0.6
9.0	55.5	54.7	-0.7
9.5	56.9	56.0	-0.9
10.0	58.3	57.3	-1.0
10.5	59.6	58.5	-1.0
11.0	60.9	59.8	-1.1
11.5	62.1	60.8	-1.3
12.0	63.6	62.2	-1.4
12.5	65.0	63.6	-1.4
13.0	66.4	65.0	-1.4
13.5	67.7	66.2	-1.5
14.0	69.1	67.5	-1.6
14.5	70.4	68.7	-1.7
15.0	71.6	69.8	-1.9
15.5	72.7	70.8	-1.8
16.0	73.7	71.8	-1.9
16.5	74.5	72.7	-1.8
17.0	75.5	73.6	-1.9
17.5	76.4	74.7	-1.7
18.0	76.9	75.2	-1.7
18.5	77.3	75.7	-1.6
19.0	77.5	75.8	-1.7
19.5	77.5	75.8	-1.7
20.0	77.3	75.6	-1.7
20.5	76.7	75.1	-1.6
21.0	75.8	74.5	-1.3
21.5	74.8	73.4	-1.4
22.0	73.5	72.2	-1.3
22.5	71.9	70.8	-1.1
23.0	70.3	69.1	-1.2
23.5	68.2	67.2	-1.0
24.0	65.6	64.9	-0.7
24.5	63.4	62.7	-0.7
25.0	61.1	60.3	-0.7
25.5	58.6	57.9	-0.7
26.0	56.2	55.6	-0.6
26.5	54.0	53.5	-0.5
27.0	51.6	51.0	-0.6
27.5	49.4	48.9	-0.5
28.0	47.4	47.1	-0.3
28.5	45.4	45.1	-0.3
29.0	43.4	43.1	-0.3
29.5	41.9	41.4	-0.5
30.0	39.8	39.2	-0.6
30.5	37.7	37.2	-0.5
31.0	35.9	35.4	-0.5
31.5	34.4	34.0	-0.4
32.0	33.8	33.2	-0.6
32.5	32.1	31.7	-0.5
33.0	30.4	30.0	-0.5
33.5	29.0	28.6	-0.4
34.0	27.7	27.2	-0.5
34.5	26.2	26.0	-0.2
35.0	25.0	24.7	-0.3
35.5	23.8	23.5	-0.3
36.0	22.7	22.4	-0.3
36.5	21.7	21.5	-0.3
37.0	21.0	20.6	-0.4
37.5	20.2	19.8	-0.4
38.0	19.0	18.7	-0.3
38.5	17.8	17.5	-0.3
39.0	16.6	16.5	-0.2
39.5	15.4	15.3	-0.1
40.0	14.3	14.2	-0.1
40.5	13.4	13.2	-0.2
41.0	12.9	12.6	-0.3
41.5	12.1	11.9	-0.3
42.0	11.3	11.0	-0.3
42.5	10.3	10.1	-0.2
43.0	9.2	9.0	-0.2
43.5	8.2	8.0	-0.2
44.0	7.2	7.0	-0.2
44.5	6.1	5.9	-0.1
45.0	5.4	5.2	-0.2
45.5	4.6	4.5	-0.1
46.0	3.8	3.7	-0.1
46.5	3.0	2.9	-0.2
47.0	2.1	1.9	-0.2
47.5	1.5	1.4	-0.2
48.0	0.7	0.6	-0.2
48.5	-0.1	-0.2	-0.1
49.0	-0.7	-0.7	-0.1
49.5	-0.3	-0.3	0.0
50.0	0.0	0.0	0.0



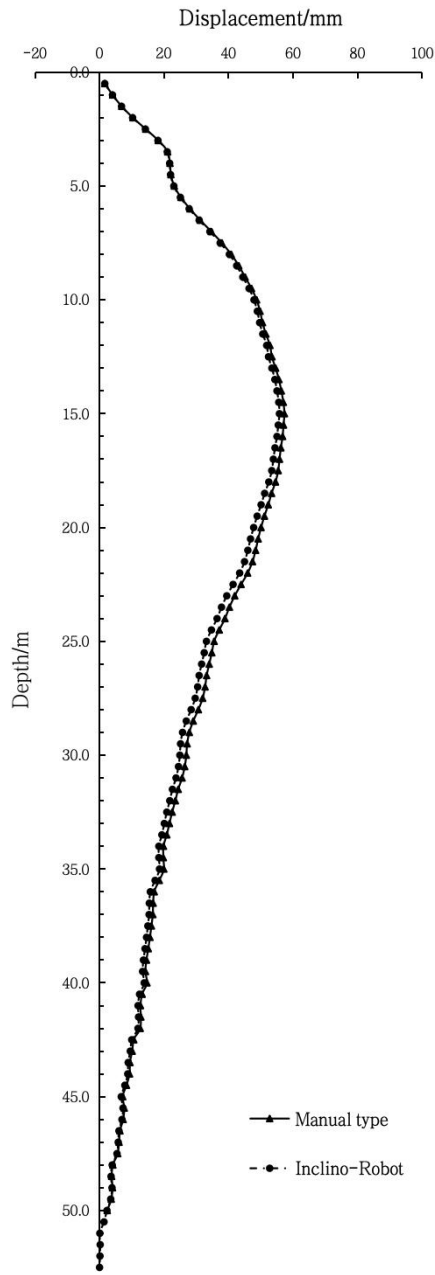
CX2			
Depth	Inclino-Robot	Manual type	Difference
0.5	1.9	2.1	0.1
1.0	3.9	4.0	0.2
1.5	5.9	6.1	0.2
2.0	7.8	7.9	0.0
2.5	9.9	10.1	0.2
3.0	12.0	12.4	0.4
3.5	14.3	14.5	0.2
4.0	16.4	16.7	0.3
4.5	18.7	19.0	0.3
5.0	20.9	21.1	0.2
5.5	23.1	23.3	0.2
6.0	25.6	25.6	0.1
6.5	27.9	28.0	0.1
7.0	30.4	30.4	0.1
7.5	33.1	33.3	0.3
8.0	35.7	35.9	0.2
8.5	38.4	38.8	0.4
9.0	41.0	41.4	0.4
9.5	43.4	43.7	0.2
10.0	45.8	46.1	0.3
10.5	48.3	48.5	0.2
11.0	50.6	51.0	0.4
11.5	52.9	53.4	0.5
12.0	55.0	55.5	0.5
12.5	57.0	58.0	1.0
13.0	59.0	59.9	1.0
13.5	60.7	61.7	1.1
14.0	62.4	63.5	1.1
14.5	64.0	65.3	1.3
15.0	65.4	66.9	1.5
15.5	66.4	67.9	1.6
16.0	67.2	68.9	1.7
16.5	67.7	69.2	1.5
17.0	67.6	69.2	1.6
17.5	67.6	69.4	1.9
18.0	67.3	69.4	2.0
18.5	66.8	68.9	2.1
19.0	66.0	68.0	2.1
19.5	65.1	67.2	2.1
20.0	63.9	66.2	2.3
20.5	62.4	64.8	2.3
21.0	61.2	63.7	2.5
21.5	59.8	62.5	2.6
22.0	58.5	61.1	2.7
22.5	57.0	59.8	2.8
23.0	55.4	58.2	2.8
23.5	53.6	56.6	2.9
24.0	51.7	55.1	3.4
24.5	50.0	53.2	3.2
25.0	48.1	51.3	3.2
25.5	46.2	49.4	3.2
26.0	44.3	47.7	3.4
26.5	42.4	45.6	3.2
27.0	40.5	43.6	3.1
27.5	38.7	41.7	3.0
28.0	37.0	39.9	3.0
28.5	35.3	38.3	2.9
29.0	33.8	36.6	2.8
29.5	32.2	34.9	2.6
30.0	30.9	33.4	2.5
30.5	29.5	32.1	2.6
31.0	28.0	30.5	2.5
31.5	26.7	29.1	2.5
32.0	25.5	27.9	2.4
32.5	24.2	26.5	2.4
33.0	23.0	25.3	2.3
33.5	21.9	24.0	2.1
34.0	20.7	22.7	2.0
34.5	19.7	21.6	1.9
35.0	18.6	20.5	1.9
35.5	17.7	19.5	1.9
36.0	16.7	18.5	1.8
36.5	15.9	17.5	1.6
37.0	14.9	16.5	1.6
37.5	14.1	15.6	1.5
38.0	13.4	14.7	1.4
38.5	12.4	13.8	1.3
39.0	11.7	12.8	1.1
39.5	11.0	12.0	1.0
40.0	9.9	11.1	1.2
40.5	9.3	10.3	1.0
41.0	8.9	9.8	0.9
41.5	8.4	9.2	0.8
42.0	7.7	8.4	0.7
42.5	7.1	7.7	0.6
43.0	6.6	7.1	0.5
43.5	5.6	6.1	0.5
44.0	5.1	5.5	0.4
44.5	4.8	5.2	0.4
45.0	4.2	4.6	0.4
45.5	3.8	4.2	0.4
46.0	3.3	3.6	0.3
46.5	2.7	3.1	0.4
47.0	2.2	2.5	0.3
47.5	1.7	1.9	0.2
48.0	1.2	1.4	0.2
48.5	0.8	1.0	0.2
49.0	0.5	0.7	0.2
49.5	0.2	0.3	0.1
50.0	-0.1	0.0	0.1
50.5	-0.4	0.0	0.4



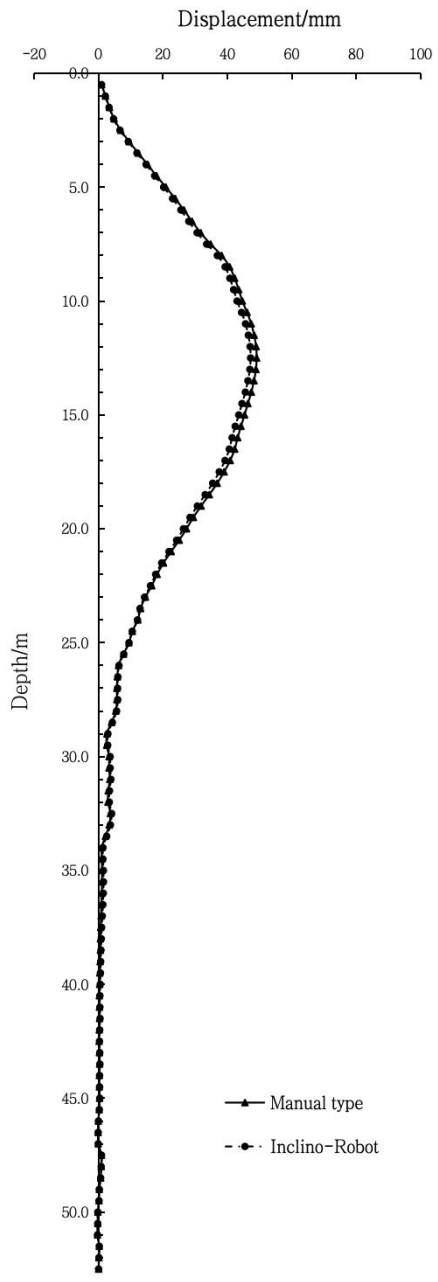
CX3			
Depth	Inclino-Robot	Manual type	Difference
0.5	3.0	3.0	0.0
1.0	6.4	6.3	-0.1
1.5	9.8	9.7	-0.1
2.0	13.2	13.2	0.1
2.5	16.5	16.5	0.0
3.0	19.8	20.0	0.2
3.5	23.0	23.4	0.4
4.0	26.1	26.3	0.2
4.5	29.2	29.0	-0.2
5.0	32.3	32.0	-0.3
5.5	35.3	35.0	-0.4
6.0	38.0	37.5	-0.5
6.5	40.4	39.8	-0.6
7.0	42.9	42.3	-0.6
7.5	45.2	44.7	-0.5
8.0	47.2	46.7	-0.5
8.5	49.2	48.7	-0.5
9.0	51.0	50.5	-0.6
9.5	52.5	51.7	-0.7
10.0	53.9	53.0	-0.9
10.5	55.3	54.3	-1.0
11.0	56.6	55.5	-1.0
11.5	57.9	56.8	-1.1
12.0	59.1	57.8	-1.3
12.5	60.6	59.2	-1.4
13.0	62.0	60.6	-1.4
13.5	63.4	62.0	-1.4
14.0	64.7	63.2	-1.5
14.5	66.1	64.5	-1.6
15.0	67.4	65.7	-1.7
15.5	68.6	66.8	-1.9
16.0	69.7	67.8	-1.8
16.5	70.7	68.8	-1.9
17.0	71.5	69.7	-1.8
17.5	72.5	70.6	-1.9
18.0	73.4	71.7	-1.7
18.5	73.9	72.2	-1.7
19.0	74.3	72.7	-1.6
19.5	74.5	72.8	-1.7
20.0	74.5	72.8	-1.7
20.5	74.3	72.6	-1.7
21.0	73.7	72.1	-1.6
21.5	72.8	71.5	-1.3
22.0	71.8	70.4	-1.4
22.5	70.5	69.2	-1.3
23.0	68.9	67.8	-1.1
23.5	67.3	66.1	-1.2
24.0	65.2	64.2	-1.0
24.5	62.6	61.9	-0.7
25.0	60.4	59.7	-0.7
25.5	58.1	57.3	-0.7
26.0	55.6	54.9	-0.7
26.5	53.2	52.6	-0.6
27.0	51.0	50.5	-0.5
27.5	48.6	48.0	-0.6
28.0	46.4	45.9	-0.5
28.5	44.4	44.1	-0.3
29.0	42.4	42.1	-0.3
29.5	40.4	40.1	-0.3
30.0	38.9	38.4	-0.5
30.5	36.8	36.2	-0.6
31.0	34.7	34.2	-0.5
31.5	32.9	32.4	-0.5
32.0	31.4	31.0	-0.4
32.5	30.8	30.2	-0.6
33.0	29.1	28.7	-0.5
33.5	27.4	27.0	-0.5
34.0	26.0	25.6	-0.4
34.5	24.7	24.2	-0.5
35.0	23.2	23.0	-0.2
35.5	22.0	21.7	-0.3
36.0	20.8	20.5	-0.3
36.5	19.7	19.4	-0.3
37.0	18.7	18.5	-0.3
37.5	18.0	17.6	-0.4
38.0	17.2	16.8	-0.4
38.5	16.0	15.7	-0.3
39.0	14.8	14.5	-0.3
39.5	13.6	13.5	-0.2
40.0	12.4	12.3	-0.1
40.5	11.3	11.2	-0.1
41.0	10.4	10.2	-0.2
41.5	9.9	9.6	-0.3
42.0	9.1	8.9	-0.3
42.5	8.3	8.0	-0.3
43.0	7.3	7.1	-0.2
43.5	6.2	6.0	-0.2
44.0	5.2	5.0	-0.2
44.5	4.2	4.0	-0.2
45.0	3.1	2.9	-0.1
45.5	2.4	2.2	-0.2
46.0	1.6	1.5	-0.1
46.5	0.8	0.7	-0.1
47.0	0.0	0.0	0.0



CX4			
Depth	Inclino-Robot	Manual type	Difference
0.5	1.6	1.6	0.0
1.0	4.0	4.0	0.0
1.5	6.8	6.9	0.1
2.0	10.2	10.4	0.1
2.5	14.2	14.3	0.1
3.0	18.1	18.2	0.1
3.5	21.0	21.1	0.1
4.0	21.7	21.8	0.1
4.5	22.0	22.1	0.1
5.0	23.0	23.2	0.1
5.5	25.1	25.3	0.2
6.0	27.8	28.0	0.3
6.5	30.9	31.2	0.3
7.0	34.2	34.6	0.4
7.5	37.4	37.9	0.5
8.0	40.2	40.8	0.6
8.5	42.5	43.2	0.6
9.0	44.4	45.1	0.7
9.5	46.3	47.1	0.8
10.0	47.9	48.7	0.8
10.5	48.9	49.8	0.8
11.0	49.6	50.5	0.9
11.5	50.6	51.6	1.0
12.0	51.8	52.8	1.0
12.5	52.4	53.4	1.1
13.0	53.4	54.6	1.2
13.5	54.3	55.6	1.3
14.0	55.0	56.3	1.3
14.5	55.5	57.0	1.4
15.0	55.8	57.3	1.5
15.5	55.4	57.0	1.6
16.0	55.0	56.7	1.7
16.5	54.4	56.2	1.8
17.0	53.9	55.8	1.9
17.5	53.4	55.4	2.0
18.0	52.5	54.5	2.1
18.5	51.2	53.3	2.1
19.0	50.1	52.3	2.2
19.5	48.9	51.1	2.3
20.0	47.8	50.1	2.3
20.5	46.8	49.2	2.4
21.0	46.0	48.4	2.4
21.5	44.9	47.4	2.5
22.0	43.4	45.9	2.5
22.5	41.4	43.9	2.5
23.0	39.4	41.9	2.5
23.5	37.8	40.3	2.5
24.0	36.4	38.9	2.4
24.5	34.7	37.1	2.4
25.0	33.1	35.5	2.4
25.5	32.4	34.8	2.4
26.0	31.6	34.0	2.4
26.5	30.9	33.2	2.3
27.0	30.4	32.7	2.3
27.5	29.7	32.0	2.3
28.0	28.4	30.6	2.2
28.5	26.9	29.0	2.2
29.0	25.7	27.8	2.1
29.5	25.1	27.2	2.0
30.0	24.9	26.9	2.0
30.5	24.5	26.4	1.9
31.0	23.7	25.6	1.9
31.5	22.6	24.4	1.8
32.0	21.8	23.5	1.7
32.5	20.8	22.5	1.7
33.0	20.1	21.7	1.6
33.5	19.3	20.8	1.5
34.0	18.4	19.8	1.4
34.5	18.4	19.8	1.4
35.0	18.6	19.9	1.3
35.5	17.2	18.5	1.3
36.0	15.7	17.0	1.2
36.5	15.4	16.6	1.2
37.0	15.4	16.5	1.1
37.5	15.0	16.1	1.1
38.0	14.6	15.6	1.1
38.5	14.1	15.1	1.0
39.0	13.6	14.5	0.9
39.5	13.3	14.2	0.9
40.0	13.8	14.7	0.9
40.5	12.4	13.2	0.8
41.0	11.9	12.7	0.7
41.5	12.1	12.8	0.7
42.0	11.9	12.6	0.7
42.5	10.0	10.6	0.6
43.0	9.5	10.1	0.6
43.5	8.9	9.4	0.6
44.0	8.7	9.3	0.5
44.5	7.8	8.3	0.5
45.0	6.7	7.2	0.5
45.5	7.3	7.7	0.4
46.0	7.0	7.3	0.4
46.5	6.0	6.3	0.3
47.0	5.8	6.0	0.3
47.5	5.4	5.6	0.2
48.0	3.9	4.1	0.2
48.5	3.6	3.7	0.2
49.0	3.9	4.0	0.2
49.5	3.5	3.6	0.1
50.0	2.3	2.4	0.1
50.5	1.4	1.4	0.1
51.0	0.1	0.1	0.0
51.5	0.2	0.2	0.0
52.0	0.1	0.1	0.0
52.5	0.0	0.0	0.0



QT1			
Depth	Inclino-Robot	Manual type	Difference
0.5	0.9	0.9	0.0
1.0	2.1	2.1	0.1
1.5	3.3	3.4	0.1
2.0	4.7	4.8	0.2
2.5	6.6	6.9	0.2
3.0	9.2	9.5	0.3
3.5	11.9	12.3	0.4
4.0	14.7	15.2	0.4
4.5	17.4	17.9	0.5
5.0	20.2	20.9	0.7
5.5	23.0	23.8	0.8
6.0	25.6	26.5	0.9
6.5	28.0	29.0	1.0
7.0	30.6	31.7	1.1
7.5	33.6	34.8	1.2
8.0	36.9	38.2	1.3
8.5	39.3	40.7	1.4
9.0	40.8	42.2	1.5
9.5	41.9	43.5	1.6
10.0	43.0	44.6	1.6
10.5	44.4	46.1	1.7
11.0	45.6	47.4	1.8
11.5	46.5	48.3	1.8
12.0	47.0	48.9	1.9
12.5	47.2	49.1	1.9
13.0	47.0	48.9	1.9
13.5	46.4	48.2	1.9
14.0	45.6	47.4	1.9
14.5	44.5	46.3	1.8
15.0	43.5	45.3	1.8
15.5	42.4	44.2	1.8
16.0	41.5	43.2	1.7
16.5	40.6	42.3	1.7
17.0	39.3	40.9	1.6
17.5	37.5	39.0	1.5
18.0	35.4	36.8	1.4
18.5	33.1	34.4	1.3
19.0	30.7	31.8	1.2
19.5	28.4	29.4	1.0
20.0	26.4	27.3	0.9
20.5	24.2	25.0	0.8
21.0	21.9	22.5	0.7
21.5	19.6	20.2	0.6
22.0	17.7	18.2	0.5
22.5	16.1	16.5	0.4
23.0	14.3	14.5	0.3
23.5	12.9	13.0	0.2
24.0	12.1	12.2	0.1
24.5	10.4	10.5	0.0
25.0	8.4	9.4	0.0
25.5	7.8	7.7	-0.1
26.0	6.3	6.2	-0.1
26.5	6.0	5.8	-0.1
27.0	5.9	5.7	-0.2
27.5	5.9	5.7	-0.3
28.0	5.6	5.3	-0.3
28.5	4.3	4.0	-0.3
29.0	2.9	2.6	-0.3
29.5	2.8	2.5	-0.3
30.0	3.6	3.3	-0.3
30.5	3.6	3.2	-0.4
31.0	3.8	3.5	-0.3
31.5	3.4	3.0	-0.4
32.0	3.3	2.9	-0.4
32.5	4.0	3.7	-0.4
33.0	3.7	3.3	-0.4
33.5	2.5	2.1	-0.4
34.0	1.4	1.0	-0.3
34.5	1.4	1.0	-0.4
35.0	1.5	1.1	-0.4
35.5	1.5	1.0	-0.5
36.0	1.5	1.0	-0.5
36.5	1.3	0.9	-0.5
37.0	1.1	0.8	-0.4
37.5	0.9	0.6	-0.3
38.0	0.8	0.6	-0.3
38.5	0.7	0.5	-0.2
39.0	0.7	0.5	-0.2
39.5	0.6	0.4	-0.2
40.0	0.5	0.3	-0.2
40.5	0.4	0.2	-0.2
41.0	0.4	0.2	-0.2
41.5	0.4	0.3	-0.1
42.0	0.3	0.2	-0.1
42.5	0.3	0.2	-0.1
43.0	0.3	0.3	-0.1
43.5	0.4	0.3	-0.1
44.0	0.3	0.2	-0.1
44.5	0.3	0.2	-0.1
45.0	0.4	0.3	0.0
45.5	0.2	0.2	0.0
46.0	0.0	-0.1	0.0
46.5	-0.1	-0.1	0.0
47.0	-0.1	-0.1	0.0
47.5	0.9	0.9	0.0
48.0	0.8	0.8	0.0
48.5	0.6	0.6	0.0
49.0	0.2	0.2	0.0
49.5	0.1	0.1	0.0
50.0	-0.2	-0.2	0.0
50.5	-0.3	-0.3	0.0
51.0	-0.3	-0.3	0.0
51.5	0.2	0.2	0.0
52.0	0.1	0.1	0.0
52.5	0.0	0.0	0.0



▲ Manual type
 -●- Inclino-Robot